


# HOW TO BUILD THE LATITUDE CRAFT CHOCOLATE DISPLAY



1. Start with all 8 parts




2. Unfold the shelf




3. Now start with the body



4. Close the back



5. Fold the sides and the base



6. Build the support



7. Insert the support



8. Insert the shelf



9. Fold the top



10. Ready for chocolate!